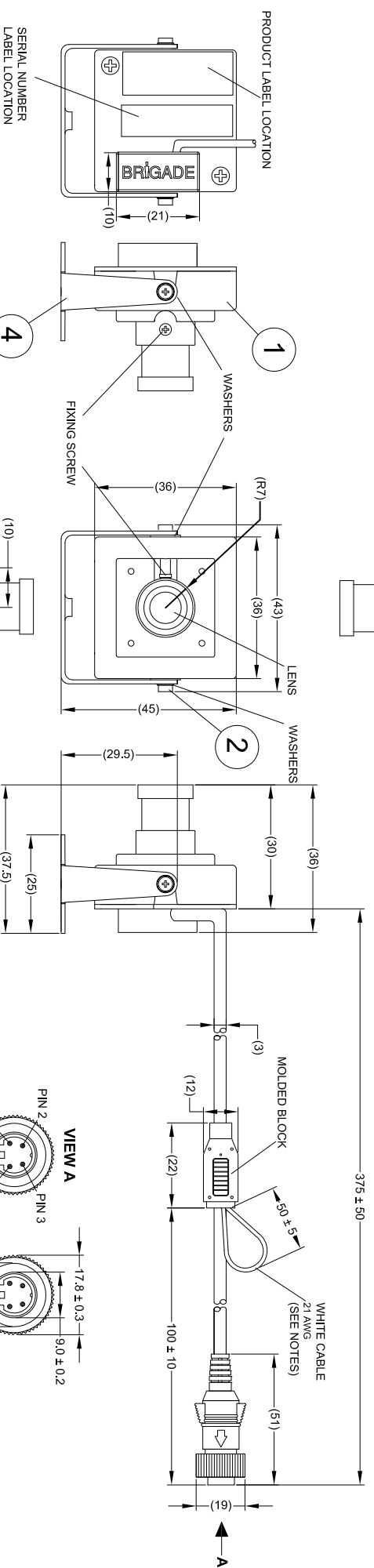
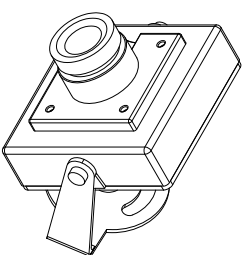
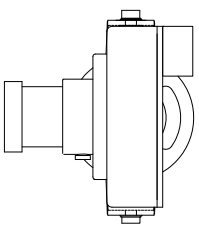


ITEM	PART NO.	QTY	MODEL / DESCRIPTION
①	(5173)	1	DMC-1021-C CAMERA ONLY
②	(5174)	1	DMC-1025-FIX FIXING KIT
③	(5174)	1	DMC-1021-G INSTALLATION GUIDE (NOT SHOWN)
④	(4918)	1	DMC-1025-BKT MOUNTING BRACKET

Revision Notes			
APA:	Drawn:	Checked:	Approved:



VIEW A

PN#	WIRE COLOUR	DESCRIPTION
1	YELLOW	VIDEO
2	RED	+12V
3	-	NO CONNECTION
4	WHITE	AUDIO
CASE	SHIELD	GND

- NOTES:**
- CUT WHITE CABLE FOR MIRROR IMAGE AND INSULATE EXPOSED WIRE.
 - REFER TO PRODUCT SPECIFICATIONS FOR TECHNICAL DETAILS.
 - FIXING KIT SUPPLIED WITH CAMERA CONSISTS OF TWO 1.9MM DIAMETER BODY MOUNTING SCREWS WITH TWO PLAIN & TWO SPRING WASHERS, 2 SELF TAPPING 3MM OUTER DIAMETER SCREWS AND ONE 3.9MM DIAMETER MACHINE SCREW FOR MOUNTING USAGE.
 - FOR PRODUCT LABEL REFER TO LATEST REVISION OF DRAWING BE-003436-XX-16.
 - FOR SERIAL NUMBER LABEL REFER TO LATEST REVISION OF DRAWING BE-001698-XX-11.
 - FOR GIFTBOX LABEL REFER TO LATEST REVISION OF DRAWING BE-003436-XX-16.
 - FOR PACKAGING REFER TO LATEST REVISION OF DRAWING BE-003143-XX-15.
 - CAMERA IS SUPPLIED WITH BRACKET ASSEMBLED.

PROPRIETARY NOTICE
 THIS DESIGN AND TECHNICAL INFORMATION APPEARING ON THIS DRAWING IS THE PROPERTY OF BRIGADE ELECTRONICS, AND IS DISCLOSED IN CONFIDENCE. IT IS NOT TO BE COPIED, REPRODUCED, REVISED TO OR EXPROPRIATED BY OTHERS, EITHER IN WHOLE OR IN PART WITHOUT THE EXPRESS WRITTEN CONSENT OF BRIGADE ELECTRONICS.



<p>Angle of Projection Third Angle</p>		<p>Assembly Pl Approval CATHY ZHANG (15/06/16)</p>		<p>Approved by B. JOHN</p>		<p>Checked by RBATES</p>		<p>Drawn by MBUTLER</p>	
<p>Status RELEASED</p>		<p>Scale N/A</p>		<p>Released 15/06/16</p>		<p>Assembly Ref</p>		<p>DMC-1021</p>	
<p>Part No 5163</p>		<p>Scale</p>		<p>Released</p>		<p>Assembly Ref</p>		<p>BE-003434-00-16</p>	

